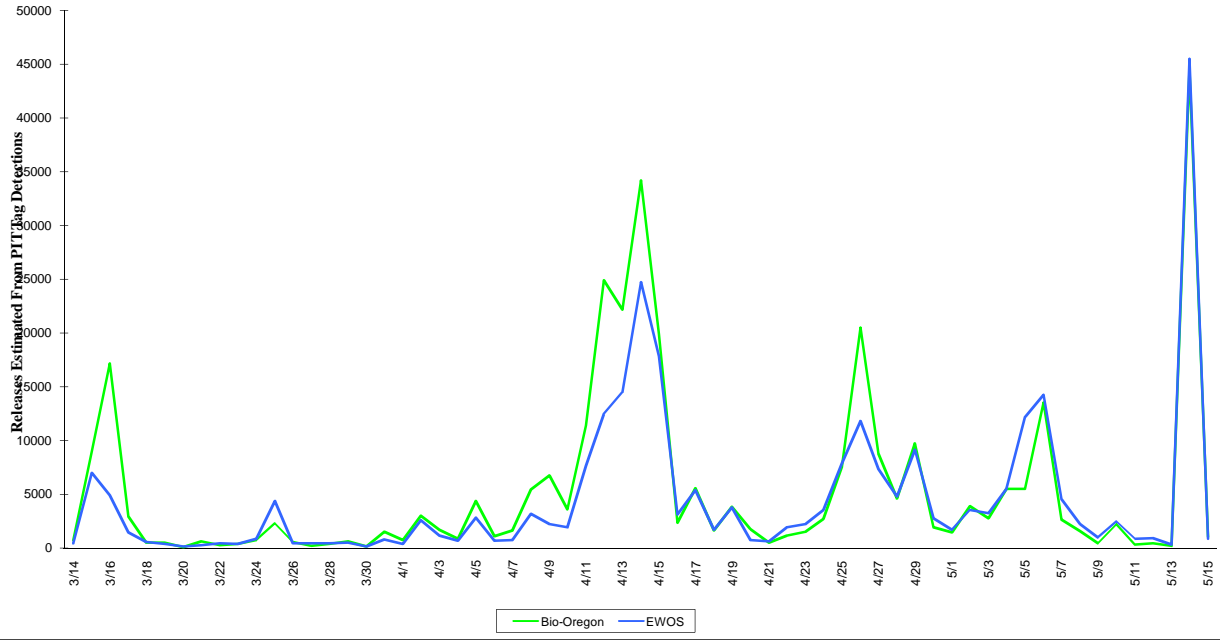


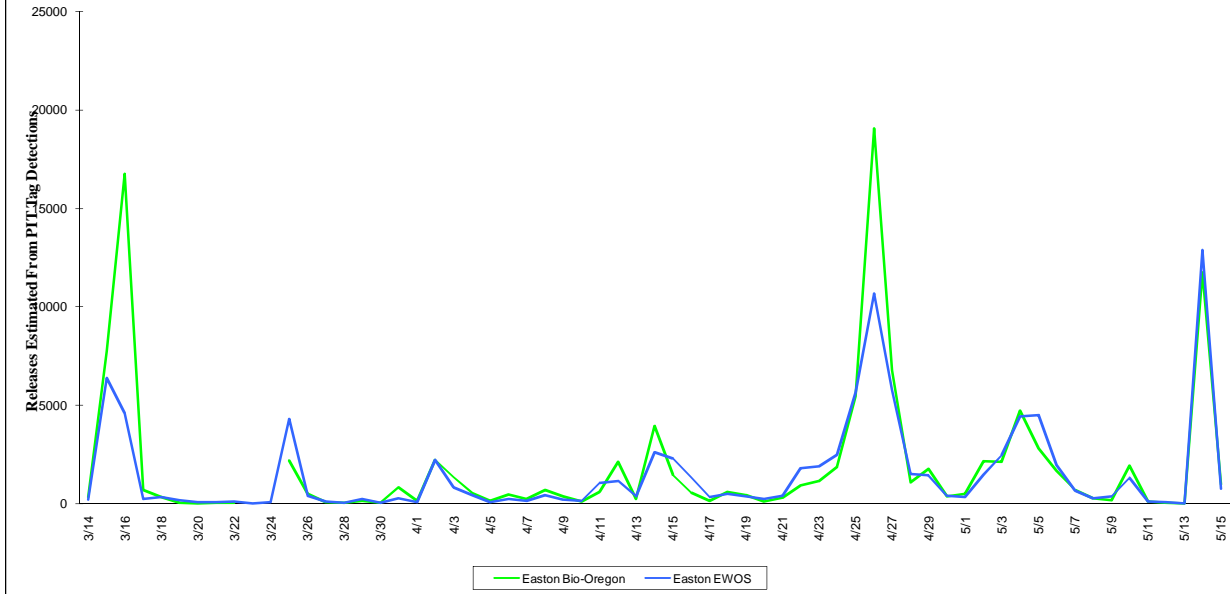
2008 Smolt Releases, YKFP Spring Chinook Acclimation Sites, Expanded From PIT Tag Detection

									Raceway Totals					
									source: BroodTransferandReleaseSummary.xls					
									118,719	99,457	114,876	94,955	118,076	97,948
Expanded Counts									Cumulative Percentages					
Date	All Bio-OR	All EWOS	Easton Bio-OR	Easton EWOS	Clark Flat Bio-OR	Clark Flat EWOS	Jack Crk Bio-OR	Jack Crk EWOS	Easton Bio-OR	Easton EWOS	Clark Flat Bio-OR	Clark Flat EWOS	Jack Crk Bio-OR	Jack Crk EWOS
Totals As Of 5/15/2008	341,063	282,520	115,403	96,494	110,070	89,839	115,590	96,187	97.21%	97.02%	95.82%	94.61%	97.89%	98.20%
3/14/2008	761	446	338	216	423	230			0.0028	0.0022	0.0037	0.0024	0.0000	0.0000
3/15/2008	9005	6991	7745	6384	1260	607			0.0681	0.0664	0.0147	0.0088	0.0000	0.0000
3/16/2008	17167	4889	16765	4588	402	301			0.2093	0.1125	0.0182	0.0120	0.0000	0.0000
3/17/2008	2930	1451	692	232	2238	1219			0.2151	0.1148	0.0376	0.0248	0.0000	0.0000
3/18/2008	525	522	334	340	191	182			0.2179	0.1182	0.0393	0.0267	0.0000	0.0000
3/19/2008	529	386	59	180	470	206			0.2184	0.1201	0.0434	0.0289	0.0000	0.0000
3/20/2008	96	129	20	67	76	62			0.2186	0.1207	0.0440	0.0296	0.0000	0.0000
3/21/2008	605	240	60	82	545	158			0.2191	0.1216	0.0488	0.0312	0.0000	0.0000
3/22/2008	269	437	39	113	230	324			0.2194	0.1227	0.0508	0.0346	0.0000	0.0000
3/23/2008	384	365	17	384	348				0.2194	0.1229	0.0541	0.0383	0.0000	0.0000
3/24/2008	737	818	67	737	751				0.2194	0.1235	0.0606	0.0462	0.0000	0.0000
3/25/2008	2292	4348	2205	4317	87	31			0.2380	0.1669	0.0613	0.0465	0.0000	0.0000
3/26/2008	602	445	496	405	106	40			0.2422	0.1710	0.0622	0.0470	0.0000	0.0000
3/27/2008	243	405	80	101	163	304			0.2429	0.1720	0.0637	0.0502	0.0000	0.0000
3/28/2008	411	431	39	33	372	398			0.2432	0.1724	0.0669	0.0544	0.0000	0.0000
3/29/2008	617	479	159	245	458	234			0.2445	0.1748	0.0709	0.0568	0.0000	0.0000
3/30/2008	135	130	59	52	76	78			0.2450	0.1753	0.0715	0.0576	0.0000	0.0000
3/31/2008	1541	767	826	260	715	507			0.2520	0.1780	0.0778	0.0630	0.0000	0.0000
4/1/2008	769	350	136	86	400	118			0.2531	0.1788	0.0812	0.0642	0.0020	0.0015
4/2/2008	3031	2563	2235	2232	581	234	233	146	0.2720	0.2013	0.0863	0.0667	0.0038	0.0025
4/3/2008	1692	1133	1352	832	182	191	158	110	0.2833	0.2096	0.0879	0.0687	0.0051	0.0036
4/4/2008	853	643	533	437	201	64	119	142	0.2878	0.2140	0.0896	0.0694	0.0061	0.0051
4/5/2008	4379	2808	138	84	2449	1756	1792	968	0.2890	0.2149	0.1110	0.0879	0.0213	0.0149
4/6/2008	1103	671	474	232	372	259	257	180	0.2930	0.2172	0.1142	0.0906	0.0235	0.0168
4/7/2008	1615	731	237	133	1241	531	137	67	0.2950	0.2185	0.1250	0.0962	0.0247	0.0175
4/8/2008	5436	3150	697	444	4698	2531	41	175	0.3009	0.2230	0.1659	0.1228	0.0250	0.0192
4/9/2008	6740	2190	379	218	4292	1536	2069	436	0.3041	0.2252	0.2033	0.1390	0.0425	0.0237
4/10/2008	3623	1932	119	148	2637	1056	867	728	0.3051	0.2267	0.2262	0.1501	0.0499	0.0311
4/11/2008	11384	7625	597	1065	7056	4946	3731	1614	0.3101	0.2374	0.2876	0.2022	0.0815	0.0476
4/12/2008	24907	12467	2118	1168	3923	3302	18866	7997	0.3279	0.2491	0.3218	0.2370	0.2412	0.1293
4/13/2008	22178	14463	259	362	4998	3483	16921	10618	0.3301	0.2528	0.3653	0.2737	0.3845	0.2377
4/14/2008	34238	24746	3962	2628	9112	7294	21164	14824	0.3635	0.2792	0.4446	0.3505	0.5638	0.3890
4/15/2008	19899	17812	1438	2279	2028	3007	16433	12526	0.3756	0.3021	0.4623	0.3822	0.7030	0.5169
4/16/2008	2339	3137	579	1357	276	596	1484	1184	0.3805	0.3158	0.4647	0.3884	0.7155	0.5290
4/17/2008	5580	5342	156	352	3667	3020	1757	1970	0.3818	0.3193	0.4966	0.4202	0.7304	0.5491
4/18/2008	1644	1687	594	505	431	439	619	743	0.3868	0.3244	0.5003	0.4249	0.7357	0.5567
4/19/2008	3824	3751	438	389	3152	3078	234	284	0.3905	0.3283	0.5278	0.4573	0.7376	0.5596
4/20/2008	1788	726	119	238	1610	371	59	117	0.3915	0.3307	0.5418	0.4612	0.7381	0.5608
4/21/2008	494	618	319	393	115	144	60	81	0.3942	0.3346	0.5428	0.4627	0.7386	0.5616
4/22/2008	1152	1917	938	1796	134	24	80	97	0.4021	0.3527	0.5440	0.4630	0.7393	0.5626
4/23/2008	1551	2217	1173	1897	67	80	311	240	0.4119	0.3718	0.5445	0.4638	0.7420	0.5650
4/24/2008	2735	3518	1878	2490	758	883	99	145	0.4278	0.3968	0.5511	0.4731	0.7428	0.5665
4/25/2008	7598	7894	5442	5626	1330	1855	826	413	0.4736	0.4534	0.5627	0.4926	0.7498	0.5707
4/26/2008	20502	11823	19074	10656	832	864	596	303	0.6343	0.5605	0.5700	0.5017	0.7548	0.5738
4/27/2008	8789	7325	6789	5767	249	208	1751	1350	0.6915	0.6185	0.5721	0.5039	0.7697	0.5876
4/28/2008	4611	4799	1106	1495	488	517	3017	2787	0.7008	0.6335	0.5764	0.5094	0.7952	0.6161
4/29/2008	9722	9147	1791	1451	756	709	7175	6987	0.7159	0.6481	0.5830	0.5168	0.8560	0.6874
4/30/2008	1913	2761	377	396	912	892	624	1473	0.7190	0.6521	0.5909	0.5262	0.8613	0.7024
5/1/2008	1458	1680	496	346	664	805	298	529	0.7232	0.6556	0.5967	0.5347	0.8638	0.7078
5/2/2008	3890	3500	2174	1470	1424	1555	292	475	0.7415	0.6704	0.6091	0.5511	0.8663	0.7127
5/3/2008	2780	3202	2136	2461	527	554	117	187	0.7595	0.6951	0.6137	0.5569	0.8673	0.7146
5/4/2008	5494	5487	4719	4432	344	286	431	769	0.7993	0.7397	0.6167	0.5599	0.8709	0.7224
5/5/2008	5501	12135	2806	4495	1005	2092	1690	5548	0.8229	0.7849	0.6254	0.5820	0.8852	0.7791
5/6/2008	13542	14252	1682	1956	8682	8062	3178	4234	0.8371	0.8045	0.7010	0.6669	0.9121	0.8223
5/7/2008	2660	4533	688	663	1495	2068	477	1802	0.8429	0.8112	0.7140	0.6886	0.9162	0.8407
5/8/2008	1585	2206	278	268	1188	1255	119	683	0.8452	0.8139	0.7243	0.7019	0.9172	0.8477
5/9/2008	437	984	178	380	220	335	39	269	0.8467	0.8177	0.7263	0.7054	0.9175	0.8504
5/10/2008	2212	2470	1937	1316	96	191	179	963	0.8630	0.8309	0.7271	0.7074	0.9190	0.8603
5/11/2008	334	844	119	118	76	245	139	481	0.8640	0.8321	0.7277	0.7100	0.9202	0.8652
5/12/2008	457	926	39	81	183	80	235	765	0.8644	0.8329	0.7293	0.7108	0.9222	0.8730
5/13/2008	240	280	20	16	162	86	58	178	0.8645	0.8331	0.7308	0.7117	0.9227	0.8748
5/14/2008	44513	45524	11765	12876	26124	22210	6624	10438	0.9636	0.9626	0.9582	0.9456	0.9788	0.9814
5/15/2008	1022	872	1003	761		47	19	64	0.9721	0.9702	0.9582	0.9461	0.9789	0.9820

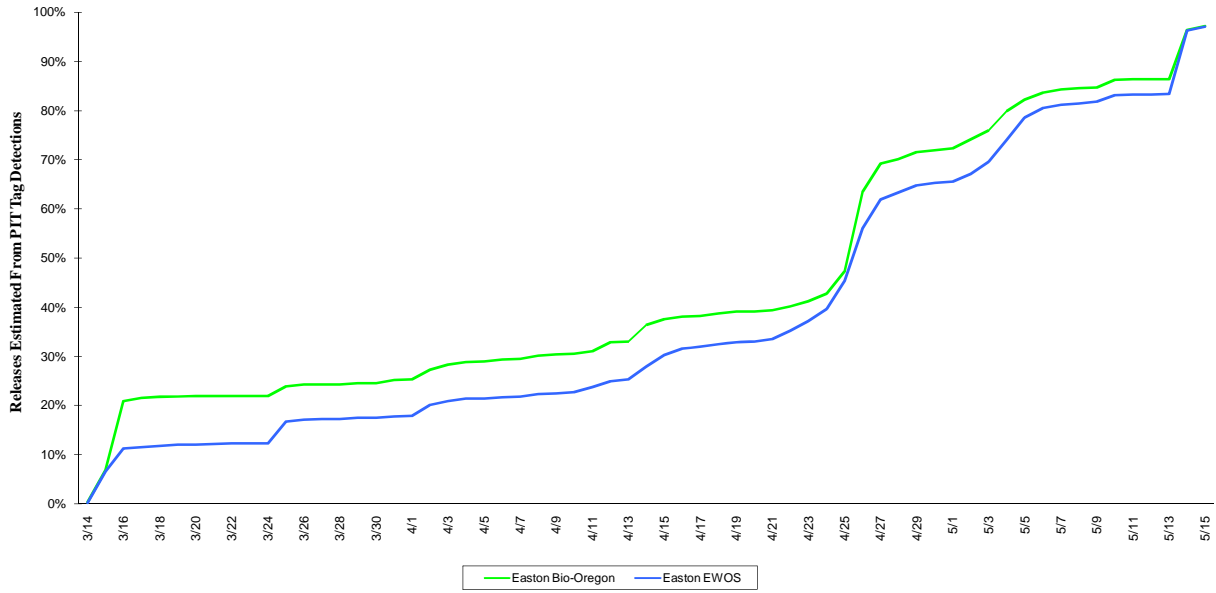
Spring Chinook Releases
YKFP Acclimation Facilities, 2008



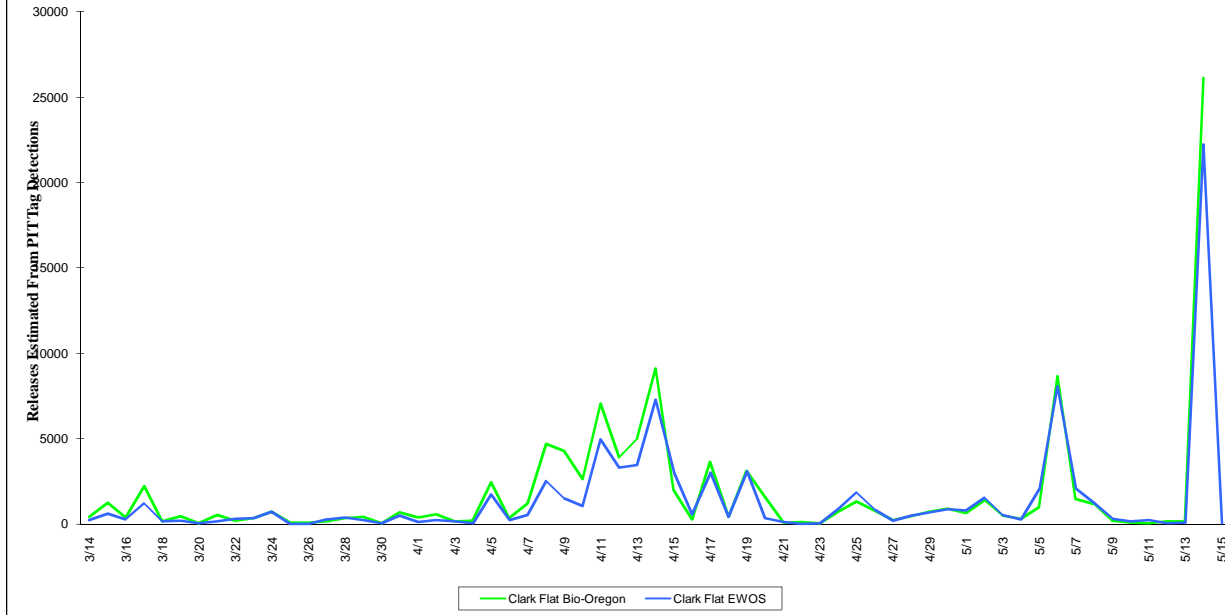
**Spring Chinook Releases
Easton Acclimation Facility, 2008**



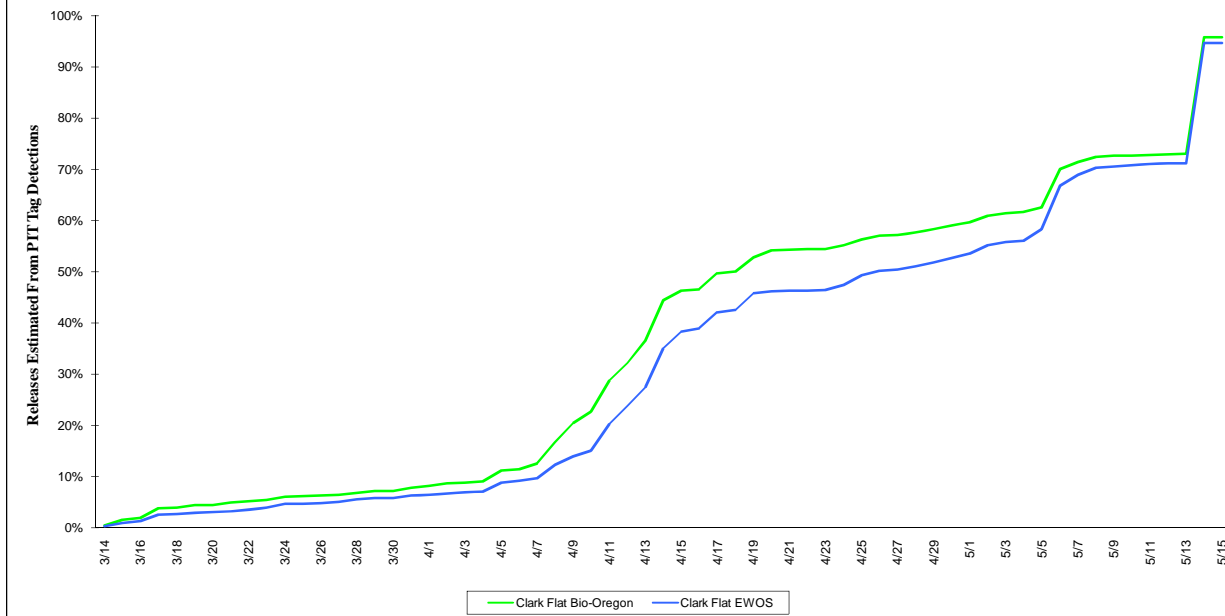
**Hatchery Spring Chinook Smolts (Easton Group)
Cumulative Percentage of Total Release, 2008**



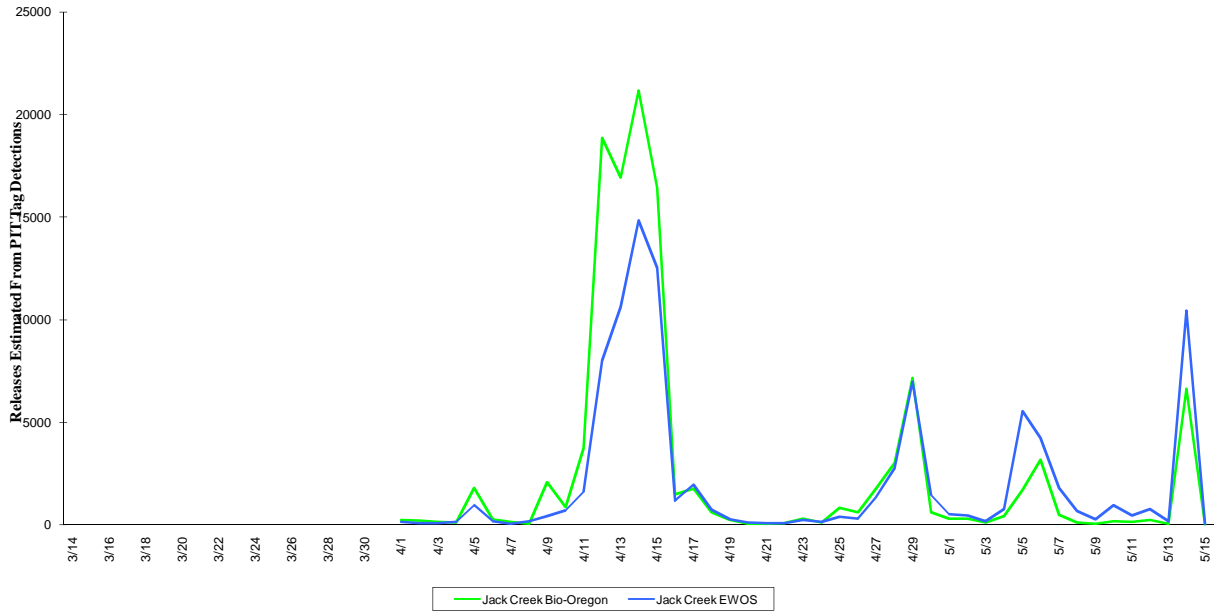
**Spring Chinook Releases
Clark Flat Acclimation Facility, 2008**



**Hatchery Spring Chinook Smolts (Clark Flat Group)
Cumulative Percentage of Total Release, 2008**



**Spring Chinook Releases
Jack Creek Acclimation Facility, 2008**



**Hatchery Spring Chinook Smolts (Jack Creek Group)
Cumulative Percentage of Total Release, 2008**

