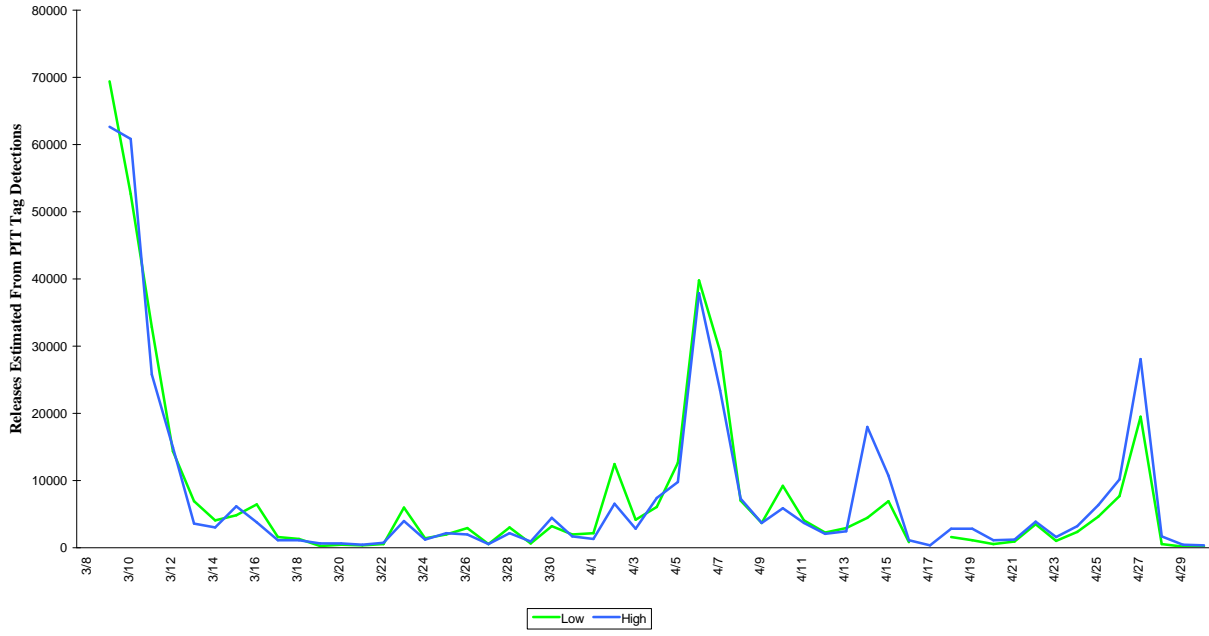


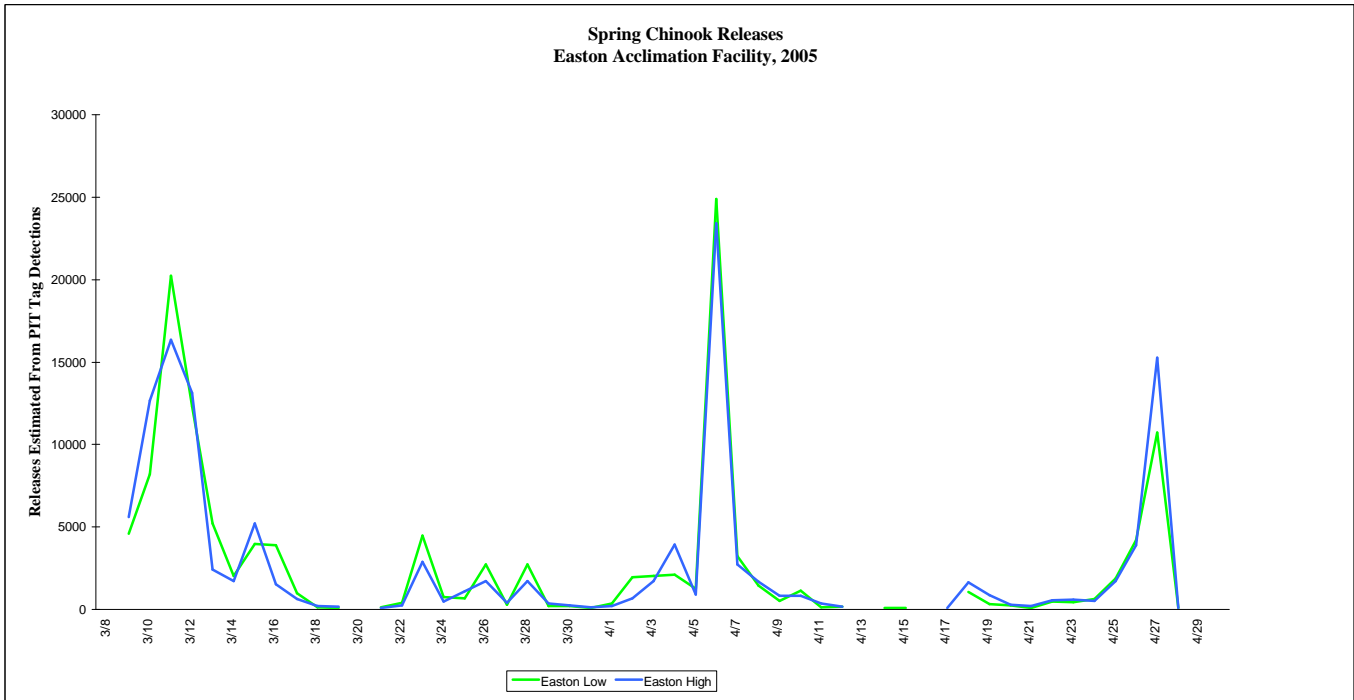
2005 Smolt Releases, YKFP Spring Chinook Acclimation Sites, Expanded From PIT Tag Detections

									Raceway Totals					
									source: BroodTransferandReleaseSummary.xls					
									134,832	133,643	135,766	138,724	141,678	143,192
Expanded Counts									Cumulative Percentages					
Date	All Low	All High	Easton Low	Easton High	Clark Flat Low	Clark Flat High	Jack Creek Low	Jack Creek High	Easton Low	Easton High	Clark Flat Low	Clark Flat High	Jack Creek Low	Jack Creek High
Totals As Of 4/30/2005	400,927	404,062	131,487	129,752	130,844	134,398	138,596	139,912	97.52%	97.09%	96.37%	96.88%	97.82%	97.71%
08-Mar-05									0.0000	0.0000	0.0000	0.0000	0.0000	0.0000
09-Mar-05	69251	62484	4532	5544	60593	50195	4126	6745	0.0336	0.0415	0.4463	0.3618	0.0291	0.0471
10-Mar-05	52493	60664	8168	12620	42597	43934	1728	4110	0.0942	0.1359	0.7601	0.6785	0.0413	0.0758
11-Mar-05	32712	25621	20200	16282	637	770	11875	8569	0.2440	0.2577	0.7647	0.6841	0.1251	0.1357
12-Mar-05	14182	14726	12266	13072	367	186	1549	1468	0.3350	0.3556	0.7675	0.6854	0.1361	0.1459
13-Mar-05	6724	3384	5151	2353	102	166	1471	865	0.3732	0.3732	0.7682	0.6866	0.1465	0.1519
14-Mar-05	3860	2893	1974	1656	202	206	1684	1031	0.3878	0.3856	0.7697	0.6881	0.1583	0.1591
15-Mar-05	4698	6023	3937	5162	79	516	682	345	0.4170	0.4242	0.7703	0.6918	0.1632	0.1616
16-Mar-05	6300	3619	3852	1479	121	372	2327	1768	0.4456	0.4352	0.7712	0.6945	0.1796	0.1739
17-Mar-05	1431	925	933	583	179	62	319	280	0.4525	0.4396	0.7725	0.6950	0.1818	0.1759
18-Mar-05	1150	933	81	163	22		1047	770	0.4531	0.4408	0.7726	0.6950	0.1892	0.1812
19-Mar-05	127	505	20	122	22	62	85	321	0.4533	0.4417	0.7728	0.6954	0.1898	0.1835
20-Mar-05	276	472			20		256	472	0.4533	0.4417	0.7730	0.6954	0.1916	0.1868
21-Mar-05	145	278	61	20			84	258	0.4537	0.4419	0.7730	0.6954	0.1922	0.1886
22-Mar-05	385	566	343	201			42	324	0.4563	0.4434	0.7730	0.6957	0.1925	0.1908
23-Mar-05	5846	3851	4421	2816	102	41	1323	994	0.4890	0.4645	0.7737	0.6960	0.2019	0.1978
24-Mar-05	1273	1054	698	408			575	646	0.4942	0.4675	0.7737	0.6960	0.2059	0.2023
25-Mar-05	1835	2018	623	1031	86	83	1126	904	0.4988	0.4752	0.7743	0.6966	0.2139	0.2086
26-Mar-05	2767	1766	2659	1660	22	41	86	65	0.5186	0.4877	0.7745	0.6969	0.2145	0.2091
27-Mar-05	416	406	245	344	65	41	106	21	0.5204	0.4902	0.7750	0.6972	0.2152	0.2092
28-Mar-05	2891	1957	2678	1682		103	213	172	0.5402	0.5028	0.7750	0.6979	0.2167	0.2104
29-Mar-05	508	804	144	305	343	435	21	64	0.5413	0.5051	0.7775	0.7011	0.2169	0.2108
30-Mar-05	3049	4281	163	178	2229	3438	657	665	0.5425	0.5064	0.7939	0.7258	0.2215	0.2155
31-Mar-05	1794	1550	40	81	609	352	1145	1117	0.5428	0.5070	0.7984	0.7284	0.2296	0.2233
01-Apr-05	1960	1106	326	143	81	62	1553	901	0.5452	0.5081	0.7990	0.7288	0.2405	0.2296
02-Apr-05	12323	6392	1883	611		186	10440	5595	0.5592	0.5127	0.7990	0.7302	0.3142	0.2687
03-Apr-05	3995	2621	1996	1687	65	227	1934	707	0.5740	0.5253	0.7995	0.7318	0.3279	0.2736
04-Apr-05	5888	7229	2040	3885	151	1074	3697	2270	0.5891	0.5544	0.8006	0.7395	0.3540	0.2895
05-Apr-05	12511	9633	1188	861	214	1384	11109	7388	0.5979	0.5608	0.8022	0.7495	0.4324	0.3410
06-Apr-05	39581	37751	24830	23368	5943	9237	8808	5146	0.7821	0.7357	0.8459	0.8161	0.4946	0.3770
07-Apr-05	29010	23216	3179	2688	1059	2396	24772	18132	0.8057	0.7558	0.8537	0.8334	0.6694	0.5036
08-Apr-05	6862	7127	1397	1630	297	41	5168	5456	0.8160	0.7680	0.8559	0.8337	0.7059	0.5417
09-Apr-05	3479	3527	468	776	1140	520	1871	2231	0.8195	0.7738	0.8643	0.8374	0.7191	0.5573
10-Apr-05	9008	5748	1093	794	861	744	7054	4210	0.8276	0.7797	0.8707	0.8428	0.7689	0.5867
11-Apr-05	3858	3543	80	321	687	683	3091	2539	0.8282	0.7821	0.8757	0.8477	0.7907	0.6044
12-Apr-05	2092	1902	102	120	1691	1201	299	581	0.8290	0.7830	0.8882	0.8564	0.7928	0.6085
13-Apr-05	2758	2268			2631	1538	127	730	0.8290	0.7830	0.9076	0.8675	0.7937	0.6136
14-Apr-05	4302	17854	21		849	1613	3432	16241	0.8291	0.7830	0.9138	0.8791	0.8179	0.7270
15-Apr-05	6808	10585	21	20	337	250	6450	10315	0.8293	0.7832	0.9163	0.8809	0.8635	0.7990
16-Apr-05	681	946				42	681	904	0.8293	0.7832	0.9163	0.8812	0.8683	0.8054
17-Apr-05		189		40		21		128	0.8293	0.7835	0.9163	0.8813	0.8683	0.8062
18-Apr-05	1386	2706	1027	1594	20	62	339	1050	0.8369	0.7954	0.9165	0.8818	0.8707	0.8136
19-Apr-05	946	2659	285	828			565	661	0.8390	0.8016	0.9165	0.8859	0.8753	0.8224
20-Apr-05	375	980	204	222			521	171	0.8405	0.8033	0.9165	0.8896	0.8765	0.8241
21-Apr-05	783	1088	41	138	252	519	490	431	0.8408	0.8043	0.9183	0.8934	0.8800	0.8271
22-Apr-05	3369	3672	444	496	312	956	2613	2220	0.8441	0.8080	0.9206	0.9002	0.8984	0.8426
23-Apr-05	835	1390	386	551	151	125	298	714	0.8470	0.8121	0.9217	0.9011	0.9005	0.8476
24-Apr-05	2229	3011	590	456	1319	2036	320	519	0.8514	0.8155	0.9314	0.9158	0.9028	0.8512
25-Apr-05	4493	6190	1826	1661	740	1059	1927	3470	0.8649	0.8280	0.9369	0.9235	0.9164	0.8754
26-Apr-05	7502	9983	4155	3853	821	994	2526	5136	0.8957	0.8568	0.9429	0.9306	0.9342	0.9113
27-Apr-05	19367	27933	10675	15227	2518	3328	6174	9378	0.9749	0.9707	0.9615	0.9546	0.9778	0.9768
28-Apr-05	351	1488	41	20	246	1425	64	43	0.9752	0.9709	0.9633	0.9649	0.9782	0.9771
29-Apr-05	42	315			42	315			0.9752	0.9709	0.9636	0.9672	0.9782	0.9771
30-Apr-05	20	230			20	230			0.9752	0.9709	0.9637	0.9688	0.9782	0.9771

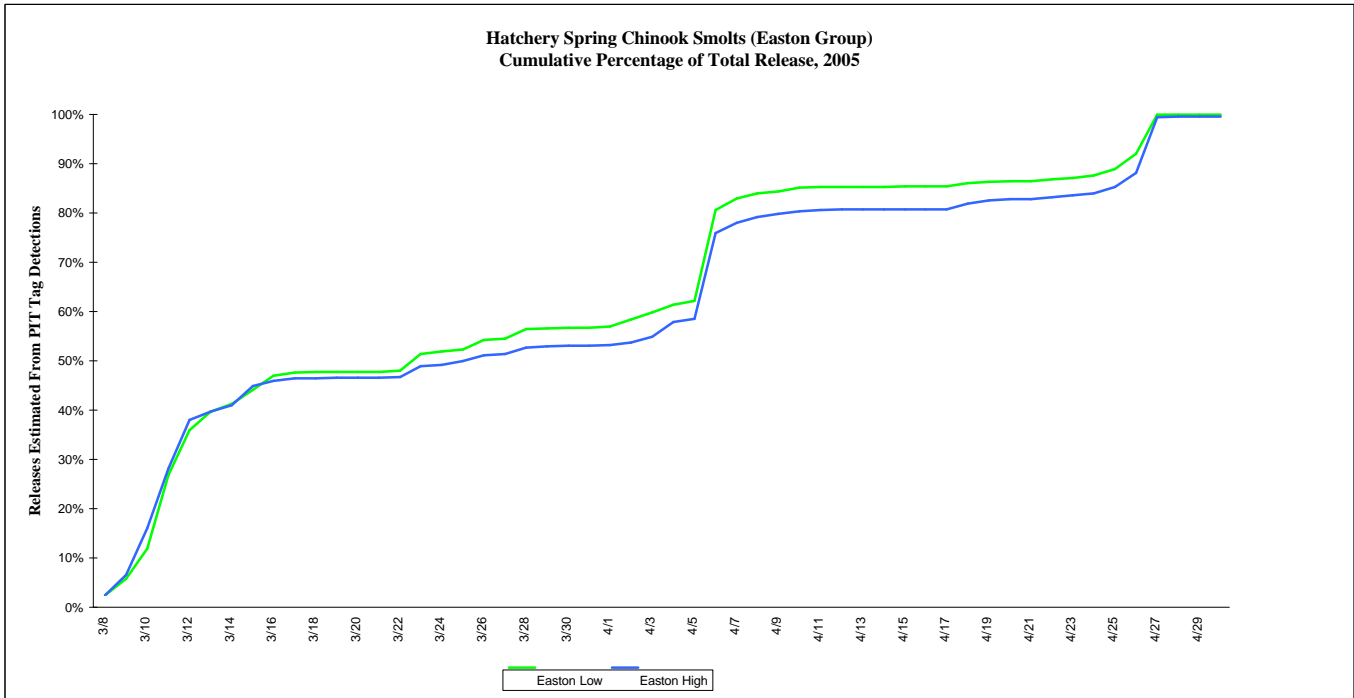
Spring Chinook Releases
YKFP Acclimation Facilities, 2005



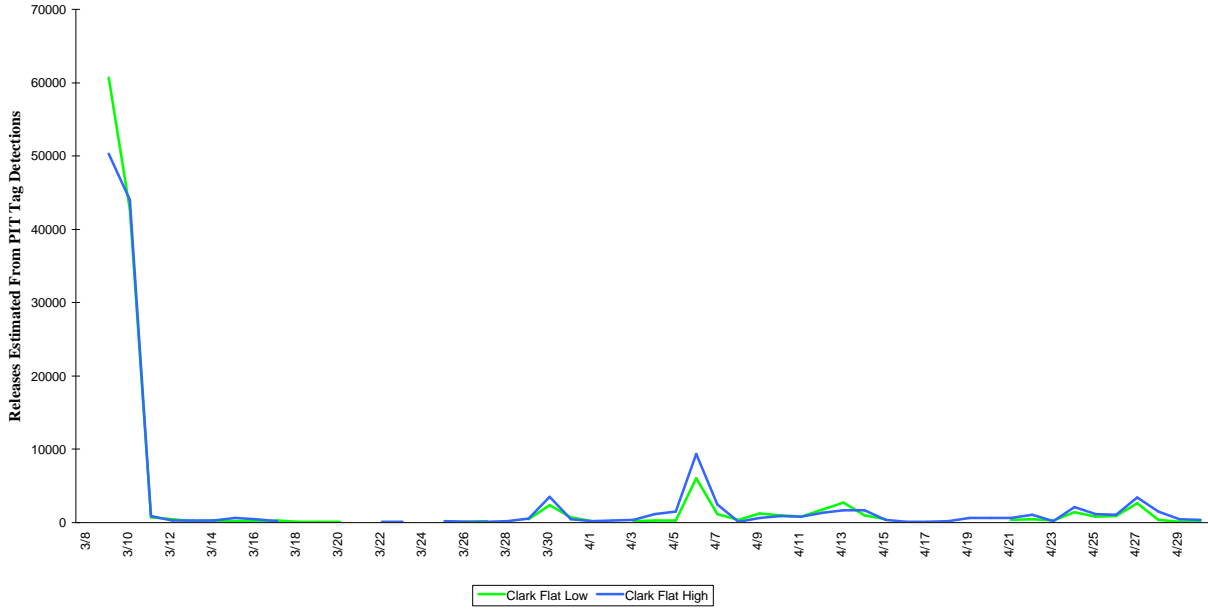
**Spring Chinook Releases
Easton Acclimation Facility, 2005**



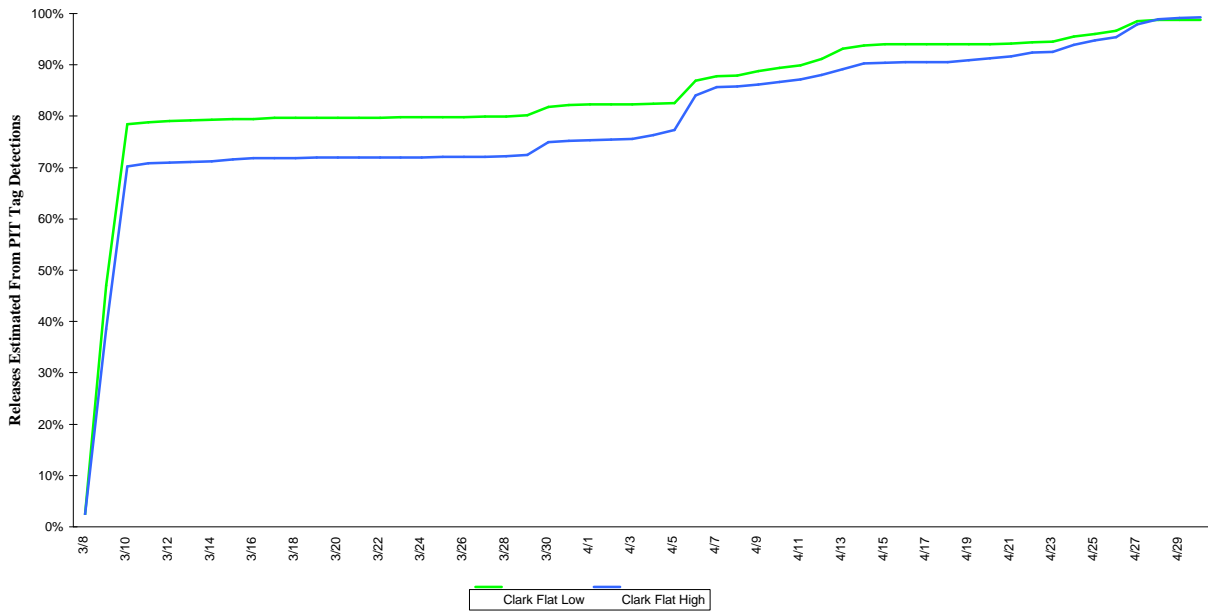
**Hatchery Spring Chinook Smolts (Easton Group)
Cumulative Percentage of Total Release, 2005**



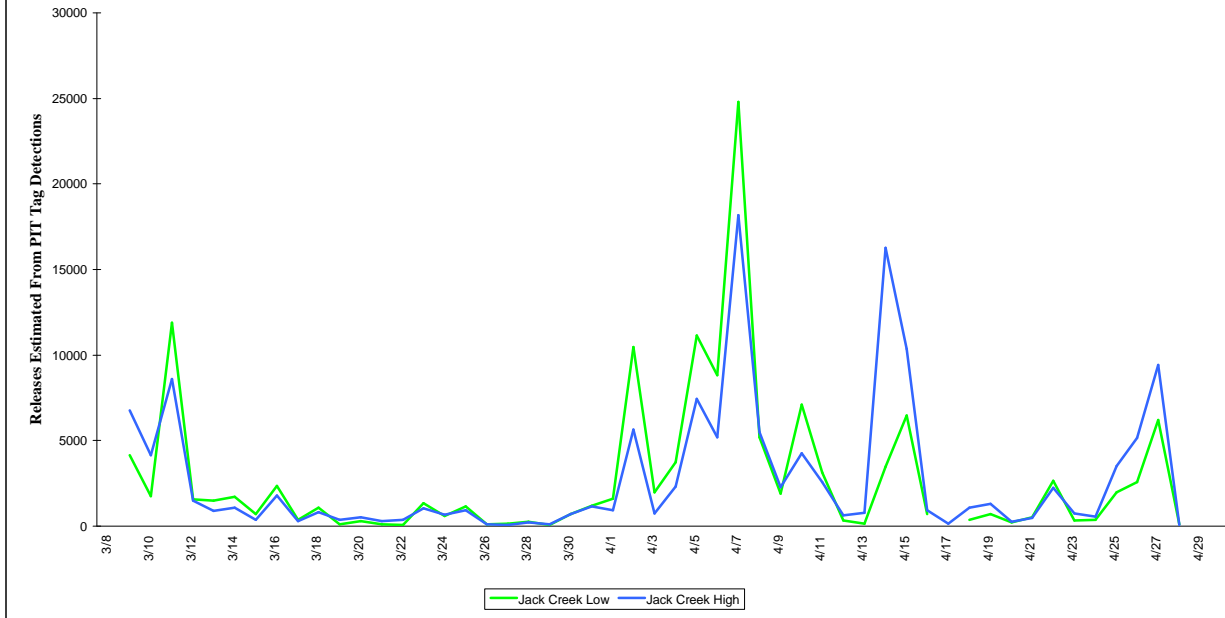
**Spring Chinook Releases
Clark Flat Acclimation Facility, 2005**



**Hatchery Spring Chinook Smolts (Clark Flat Group)
Cumulative Percentage of Total Release, 2005**



**Spring Chinook Releases
Jack Creek Acclimation Facility, 2005**



**Hatchery Spring Chinook Smolts (Jack Creek Group)
Cumulative Percentage of Total Release, 2005**

