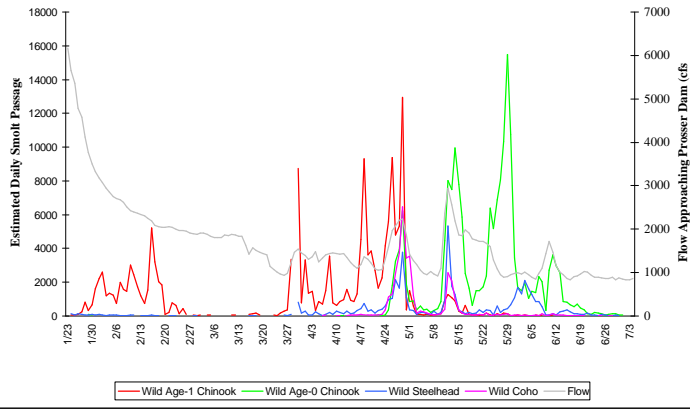


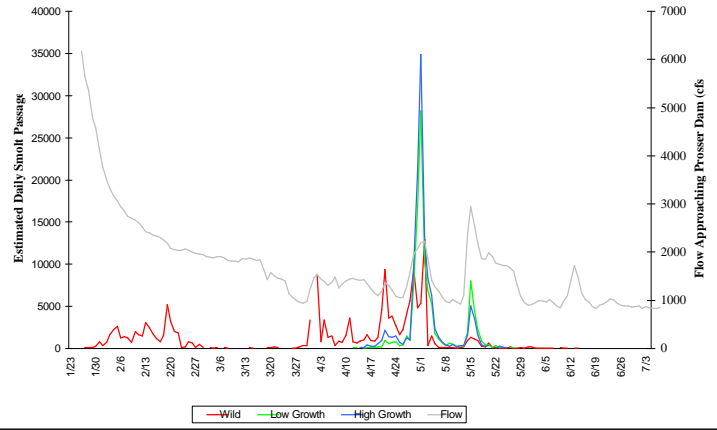
2005 Smolt Passage, Chandler Juvenile Facility (Provisional)

Date	Flow Approaching Dam	Proportion Diverted	Hatchery Spring Chinook Based on PRJ Detections of PIT - Tagged Fish											Wild 0+ Chinook	Marion/ Stiles Hat. Fall Chinook	Wild Coho	Hatchery Coho
			Wild 1+ Chinook	All Low Growth	All High Growth	Easton Low Growth	Easton High Growth	Clark Low Growth	Clark Flat High Growth	Jack Creek Low Growth	Jack Creek High Growth	Steelhead					
Totals As Of 4-Jul-05			157,057	106,252	124,406	37,248	43,922	30,959	36,787	38,045	43,697	46,741	174,812	7,466	32,983	214,694	
1/23/2005	6157	0.19															
1/24/2005	5643	0.23	44									131			13		
1/25/2005	5344	0.26	55									27					
1/26/2005	4776	0.30	92									110					
1/27/2005	4574	0.33	232									75					
1/28/2005	4105	0.36	779									54					
1/29/2005	3755	0.40	322									26	57				
1/30/2005	3488	0.42	659									59	45				
1/31/2005	3315	0.42	1586									55					
2/1/2005	3164	0.44	2201									71					
2/2/2005	3059	0.46	2563									37					
2/3/2005	2932	0.47	1185									14					
2/4/2005	2842	0.49	1344									36					
2/5/2005	2734	0.51	1225									40					
2/6/2005	2696	0.52	710									39					
2/7/2005	2662	0.53	1968									13					
2/8/2005	2609	0.54	1569									9					
2/9/2005	2512	0.56	1444									13					
2/10/2005	2423	0.58	3007									21					
2/11/2005	2393	0.58	2412									26					
2/12/2005	2351	0.59	1721														
2/13/2005	2328	0.60	1168									4					
2/14/2005	2300	0.61	728									9					
2/15/2005	2246	0.62	1509									4					
2/16/2005	2176	0.64	5178									25					
2/17/2005	2075	0.66	3198									13					
2/18/2005	2048	0.66	2006									13					
2/19/2005	2028	0.67	1832														
2/20/2005	2037	0.67	76														
2/21/2005	2053	0.66	178									4					
2/22/2005	2032	0.67	742									4					
2/23/2005	1990	0.68	615									8					
2/24/2005	1966	0.68	102														
2/25/2005	1955	0.68	420														
2/26/2005	1939	0.69	81									8					
2/27/2005	1905	0.69															
2/28/2005	1882	0.69	51									4					
3/1/2005	1868	0.68	4									4					
3/2/2005	1896	0.65	55														
3/3/2005	1896	0.65															
3/4/2005	1870	0.67	38														
3/5/2005	1824	0.68	25														
3/6/2005	1800	0.67										4					
3/7/2005	1800	0.67	30														
3/8/2005	1797	0.67															
3/9/2005	1857	0.65	17														
3/10/2005	1848	0.67															
3/11/2005	1870	0.68	42														
3/12/2005	1851	0.68	25														
3/13/2005	1822	0.67															
3/14/2005	1828	0.67	93														
3/15/2005	1624	0.63										4					
3/16/2005	1420	0.58	94									4					
3/17/2005	1562	0.55	95									4					
3/18/2005	1499	0.60	158									4					
3/19/2005	1454	0.60	47														
3/20/2005	1428	0.60															
3/21/2005	1399	0.56	155														
3/22/2005	1134	0.48															
3/23/2005	1062	0.42	35														
3/24/2005	995	0.39	16														
3/25/2005	960	0.35	138														
3/26/2005	926	0.36	274									24					
3/27/2005	975	0.34	336									7					
3/28/2005	1222	0.23	3344									69			13		
3/29/2005	1463	0.07															
3/30/2005	1534	0.17	8719									782			25		
3/31/2005	1440	0.32	767									138					
4/1/2005	1386	0.28	3306									252			8		
4/2/2005	1298	0.27	1320									40					
4/3/2005	1362	0.26	1443									46					
4/4/2005	1470	0.26	315		76					76		210					
4/5/2005	1242	0.32	852									96					
4/6/2005	1330	0.30	680									18			5		
4/7/2005	1399	0.30	1491					51				67			21		
4/8/2005	1431	0.29	3538									175					
4/9/2005	1451	0.29	744	53	53							93					
4/10/2005	1427	0.30	597	50	50							270			16		
4/11/2005	1408	0.30	824		98			98				197			10	10	
4/12/2005	1426	0.34	958	34	38	34		38				116	11		4	4	
4/13/2005	1341	0.45	1569	51	357	51		232				247			10	7	
4/14/2005	1229	0.46	911	101	250	75		226			26	106			26	7	
4/15/2005	1148	0.48	826	48	197	48		174				155			26	7	
4/16/2005	1087	0.51	1279	167	508	144		342	23			23			26	10	
4/17/2005	1183	0.47	4517	171	902	171		475				91			289	13	
4/18/2005	1361	0.42	9299	945	2129	618		1482	186			169			427	59	
4/19/2005	1303	0.43	3595	495	1355	388		982	52			258			258	14	
4/20/2005	1213	0.46	3820	649	1322	400		735	198			198			728	14	
4/21/2005	1076	0.51	2683	731	1430	612		971	119			55			165	4	
4/22/2005	1049	0.52	1621	291	650	291		387				342			270	4	
4/23/2005	1055	0.52	2221	353	482	330		362	23			225			141	4	
4/24/2005	1292	0.51	4125	1424	1252	921		656	306			124			307	21	
4/25/2005	1572	0.47	5587	948	1006	774		630	122			50			386	17	
4/26/2005	1958	0.39	9352	7688	9947	4018		4705	2001			197			559	38	
4/27/2005	2068	0.37	4781	16856	21091	6800		8394	5442			52			956	339	
4/28/2005	2196	0.35	5295	28123	34874	10155		11668	8156			1669			1026	1794	
4/29/2005	2220	0.41	12935	10212	12826	3546		4235	2550			2149			3203	3203	
4/30/2005	1859	0.46	334	6855	8299	1823		2355	2266			9812			1616	3899	
5/1/2005	1412	0.48	1466	5291	6217	1667		1571	1505			3749			6207	92	
5/2/2005	1273	0.49	562	1708	2300	571		518	530			2766			1063	1875	
5/3/2005	1183	0.51	71	1089	1303	216		367	377			3015			359	844	
5/4/2005	1048	0.55	60	616	688	138		214	162			311			311	865	
5/5/2005	972	0.58	54	328	371	68		48	91			496			704	93	
5/6/2005	949	0.58	88	639	192	163		48	138			316			221	180	
5/7/2005	1010	0.54	40	478	428	118		95	141			169			121	184	
5/8/2005	954	0.57	23	190	123	49		44	44			97			123	261	
5/9/2005	911	0.59	90	278	280	89		95	92			97			49	70	
5/10/2005	1085	0.50	124	247	266	74		73	23			150			76	186	
5/11/2005	2364	0.30	920	1915	1548	512		465	504			899			534	920	
5/12/2005	2935	0.32	1263	7974	5003	1111		478	2371			4492			3276	5289	
5/13/2005	2543	0.40	1062	4396	3474	851											

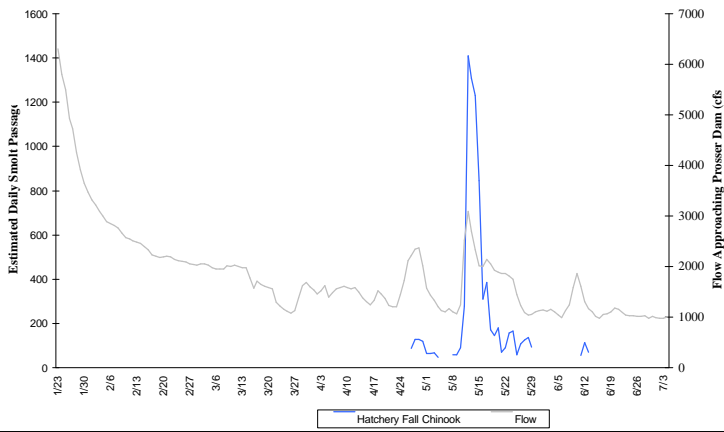
**Wild Chinook, Steelhead and Coho Smolts
Chandler Juvenile Facility, 2005 (provisional)**



**Wild and Hatchery Spring Chinook Smolts
Chandler Juvenile Facility, 2005 (provisional)**



Marion Drain Hatchery Fall Chinook Smolts, Chandler Juvenile Facility, 2004 (provisional)



Hatchery Coho Smolts, Chandler Juvenile Facility, 2004 (provisional)

